


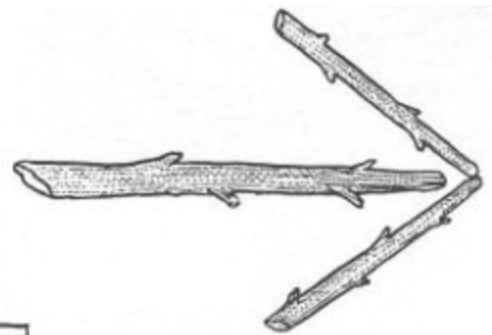
Marking a Trail

Trail Signs

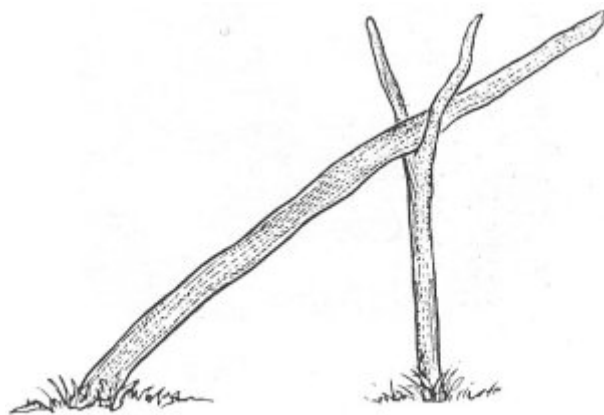
Trail signs or trail markers are used to mark the direction of a path others are to follow. To be effective, they must be immediately recognizable and easy to see. These signs and blazes can be made from sticks and/or twigs, stones, grass stalks, cloth strips, or painted blazes of a single color.




Go to the Left.



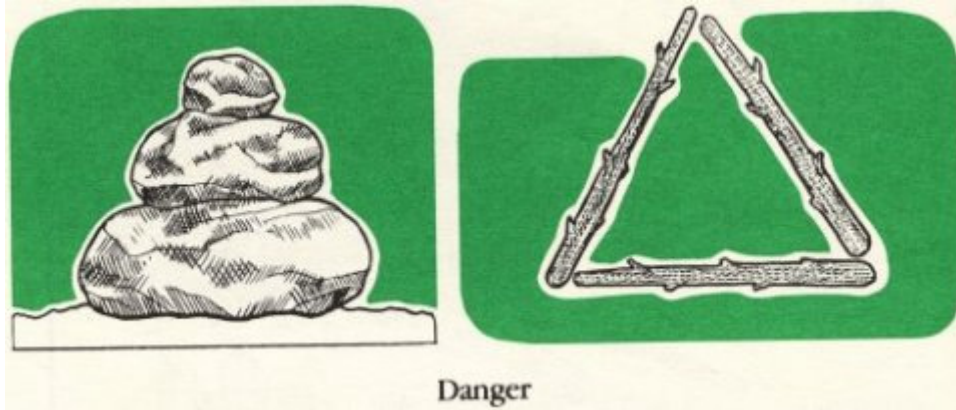
Go to the Right.









Long Distance This Way



Stop. Go the Other Way



Meanings of Trail Blazes:

<p>CONTINUE STRAIGHT</p> 	<p>START OF TRAIL</p> 	<p>RIGHT TURN</p> 
<p>SPUR LEADING TO A DIFFERENT TRAIL</p> 	<p>END OF TRAIL</p> 	<p>LEFT TURN</p> 

The most common symbols used in trail blazing.
 Rectangles are generally 2 x 6 inches.