

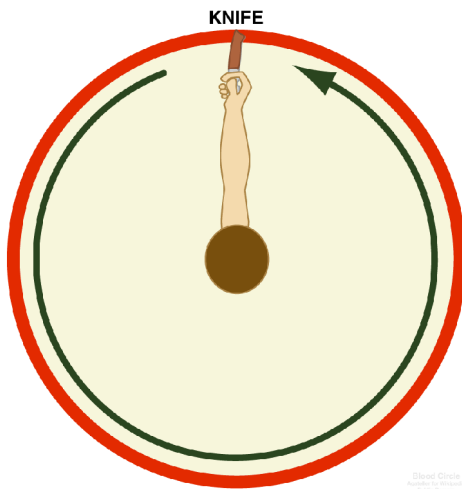
Using a Knife Safely

Jackknife Use & Safety

Along with the privilege of having a knife comes the responsibility of using it properly to ensure the safety of users, other campers, and the environment.


Knife Safety Circle

- A knife is a tool, not a toy.
- Always establish a safety circle when using a knife.



Place the closed knife in your hand and then extend your arm. Move your arm around you. If another person is within reach, move to a new location and try again to establish a **safety circle**.

A jackknife is a knife with a folding blade that will be used often for a wide variety of tasks: cutting a rope, scraping a carrot, trimming a branch, or whittling wood to make tinder. Jackknives sometimes have more than one blade or tool. For safety, only one tool or blade should be opened at a time.

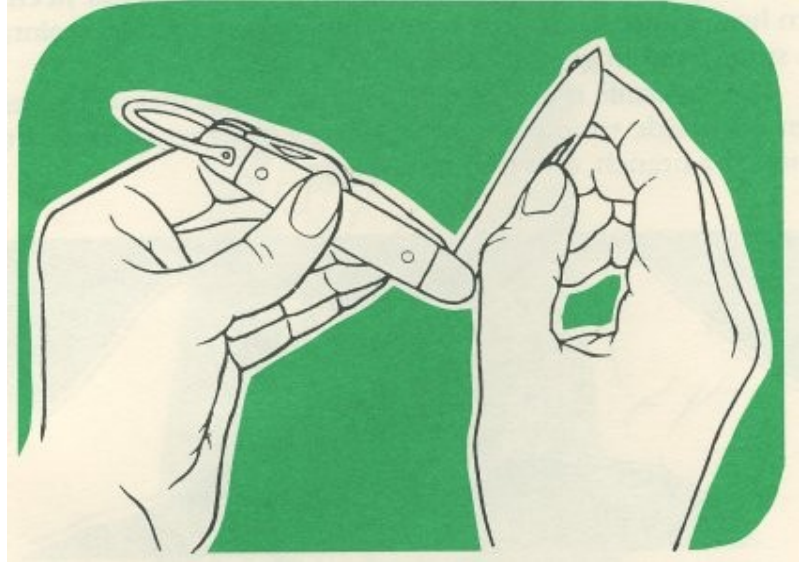


Some tips for using the jackknife are:

- Hold the handle securely with the whole hand
- Always cut away from the body
- Move at least an arm's length away from anyone else before using a knife---ring of safety
- Keep the knife closed when not in use
- Do not walk around with an open knife
- Keep the knife away from extreme cold or heat

Opening the Jackknife

Hold the jackknife firmly with the fingers of one hand. Hold the top edge (slot) of the blade with your thumb and forefinger. Keep your fingers away from the sharp cutting edge of the blade. Pull the blade all the way out until it clicks into its open position.



Whittling Wood Tinder

- Hold the handle of the jackknife firmly. Do not put your thumb on the blade.
- Cut away from the body
- Cut slowly so the knife won't slip
- Cut the stick at an angle shaving off little pieces of wood



Closing the Jackknife

Hold the handle of the jackknife in one hand with the sharp cutting side of the blade upward. Hold the dull non-cutting side of the blade in the other hand. Push the blade up and around toward the slot in the handle.

